

DropTech AS
Harald Gilles vei 7
4633 Kristiansand S
971 567 723 MVA
www.droptech.no
TLF: +47 960 00 430
ems@droptech.no

Performance Medium Flow Configuration - DT1-75, 20-200 bar ΔP

Cv Plot

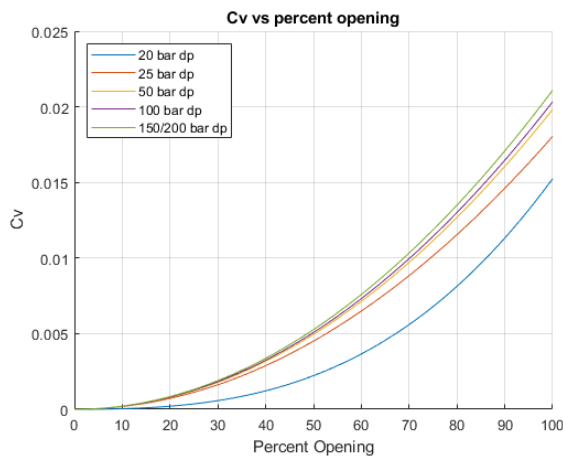


Figure 1: Cv Values

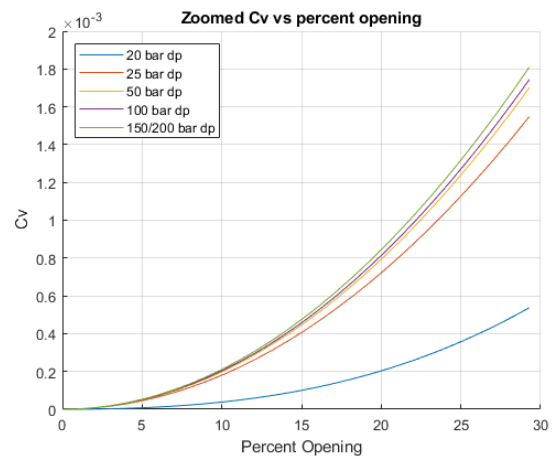


Figure 2: Zoomed Cv Values

Flow Plot

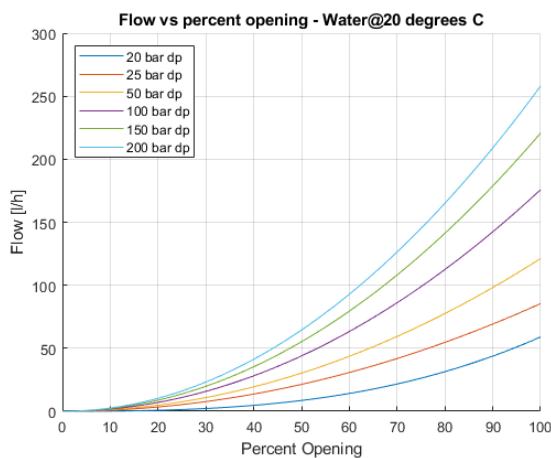


Figure 3: Percent opening flow [l/h]

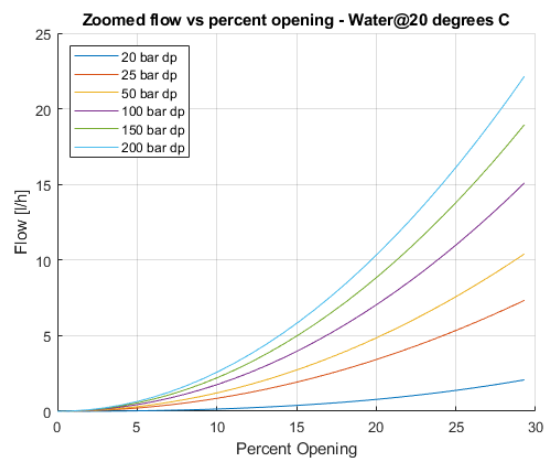


Figure 4: Zoomed percent opening flow [l/h]

Tables

DT1-75 Flow performance vs Percent opening - [l/h]

ΔP [bar]	5%	10%	25%	50%	75%	100%
20	0.02	0.12	1.28	8.37	26.02	58.98
30	0.14	0.71	5.02	20.94	47.76	85.48
50	0.20	1.00	7.12	29.70	67.73	121.23
100	0.29	1.45	10.33	43.08	98.25	175.84
150	0.36	1.82	12.97	54.08	123.33	220.75
200	0.42	2.13	15.16	63.20	144.15	258.00

Cv performance vs Percent opening

ΔP [bar]	5%	10%	25%	50%	75%	100%
20	4.9910^{-6}	3.0510^{-5}	0.0003	0.0022	0.0067	0.0152
30	2.9510^{-5}	0.0001	0.0011	0.0044	0.0101	0.0180
50	3.2410^{-5}	0.0002	0.0012	0.0049	0.0111	0.0198
100	3.3210^{-5}	0.0002	0.0012	0.0050	0.0114	0.0203
150	3.4010^{-5}	0.0002	0.0012	0.0051	0.0116	0.0208
200	3.4410^{-5}	0.0002	0.0012	0.0052	0.0118	0.0211

For more info or other configurations
Please contact us at ems@droptech.no
Yours sincerely
Droptech AS