

DropTech AS
Harald Gilles vei 7
4633 Kristiansand S
971 567 723 MVA
www.droptech.no
TLF: +47 960 00 430
ems@droptech.no

Performance High Flow Configuration - DT1-90, 20-200 bar ΔP

Cv Plot

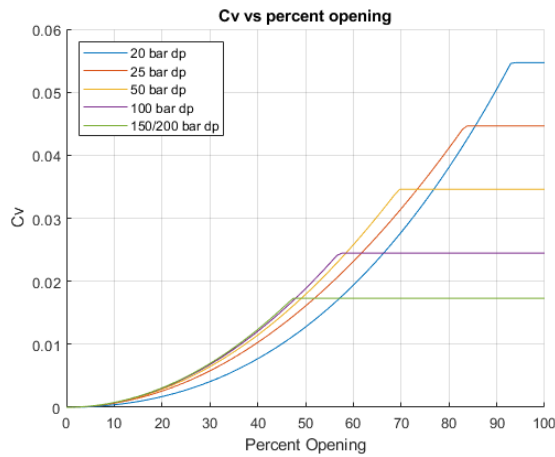


Figure 1: Cv Values

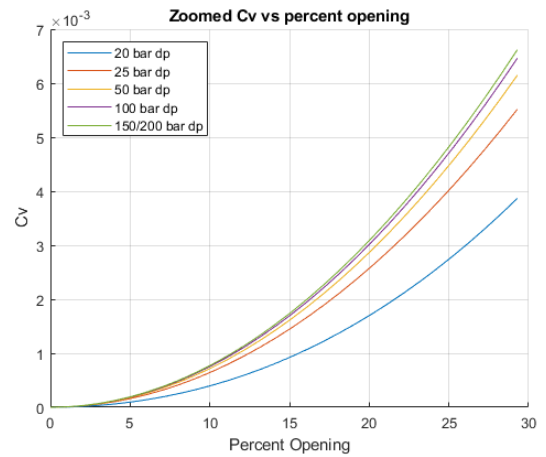


Figure 2: Zoomed Cv Values

Flow Plot

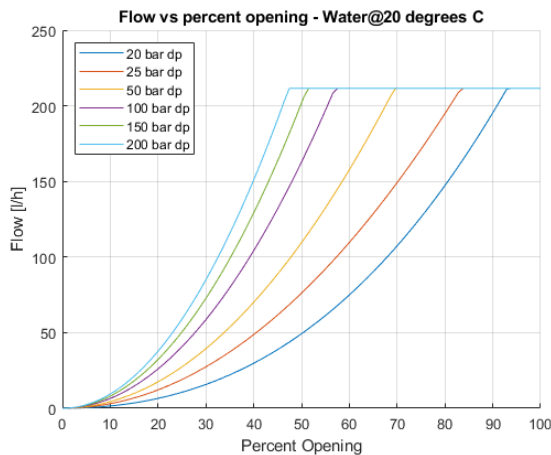


Figure 3: Percent opening flow [l/h]

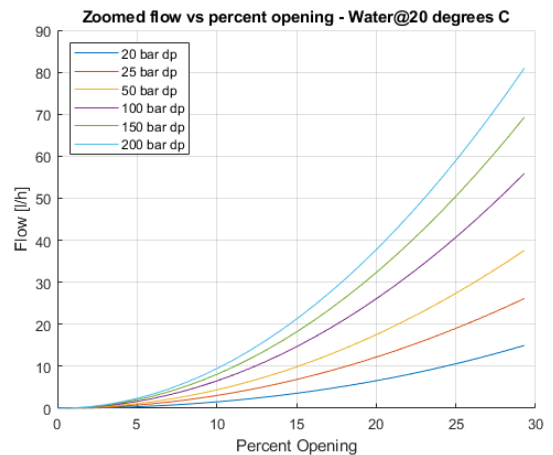


Figure 4: Zoomed percent opening flow [l/h]

Tables

DT1-90 Flow performance vs Percent opening - [l/h]

| ΔP [bar] | 5% | 10% | 25% | 50% | 75% | 100% |
|------------------|------|------|-------|--------|--------|--------|
| 20 | 0.24 | 1.26 | 9.92 | 48.16 | 125.38 | 211.58 |
| 30 | 0.50 | 2.52 | 17.90 | 74.61 | 170.16 | 211.58 |
| 50 | 0.72 | 3.62 | 25.75 | 107.33 | 211.58 | 211.58 |
| 100 | 1.06 | 5.38 | 38.28 | 159.56 | 211.58 | 211.58 |
| 150 | 1.32 | 6.67 | 47.45 | 197.81 | 211.58 | 211.58 |
| 200 | 1.54 | 7.80 | 55.46 | 211.58 | 211.58 | 211.58 |

Cv performance vs Percent opening

| ΔP [bar] | 5% | 10% | 25% | 50% | 75% | 100% |
|------------------|---------------|--------|--------|--------|--------|--------|
| 20 | 6.1810^{-5} | 0.0003 | 0.0026 | 0.0125 | 0.0324 | 0.0547 |
| 30 | 0.0001 | 0.0005 | 0.0038 | 0.0157 | 0.0359 | 0.0447 |
| 50 | 0.0001 | 0.0006 | 0.0042 | 0.0175 | 0.0346 | 0.0346 |
| 100 | 0.0001 | 0.0006 | 0.0044 | 0.0184 | 0.0245 | 0.0245 |
| 150 | 0.0001 | 0.0006 | 0.0048 | 0.0187 | 0.0200 | 0.0200 |
| 200 | 0.0001 | 0.0006 | 0.0045 | 0.0173 | 0.0173 | 0.0173 |

For more info or other configurations
Please contact us at ems@droptech.no
Yours sincerely
Droptech AS